


NOTES

1. This drawing is representational of the conceptual back flow prevention arrangement and associated drainage requirements for the subject water service, for the purpose of demonstrating back flow prevention code compliance.
2. All back flow prevention (BFP) devices must be from the approved list of the New York State Department of Health (NYSDOH).
3. The BFP device shall be installed as shown on the approved plans in a heated, lighted area above the highest possible flood level. The installation must be in conformance with the requirements of the NYSDOH, the Westchester County Department of Health (WCDOH), the local water supplier and local plumbing codes. Deviations from the approved plans are not allowed without the written approval of the local water supplier.
4. Adequate support of the BFP shall be provided.
5. The backflow preventer assembly shall be inspected and tested annually by a New York State Certified Backflow Preventer Tester. Additionally, an initial test of the device shall be performed by such a tester prior to the device being placed into service. NYSDOH Form DOH1013 "Report on Test and Maintenance of Backflow Prevention Device" shall be completed in its entirety and all results shall be forwarded to the WCDOH with copies to the owner, local water purveyor, design engineer, and certified tester. Attention is called to Part B of form DOH1013 which shall be signed and sealed by the design engineer, certifying that the device has been installed in conformance with the WCDOH approved plans.
6. If it is necessary to set the RPZ at a greater height than 5'-0" then a fixed platform, portable scaffold or lift meeting OSHA standards shall be provided by owner. Said platform is to be stored on site for all testing and maintenance of the device.
7. Maintenance of the BFP device shall be the responsibility of the owner. The BFP device must be rebuilt every five years.
8. It is unlawful to tamper with or install any by-pass around the BFP device.
9. An air gap must be maintained at the relief port of the RPZ.
10. Drainage and pumping capacity must be able to handle the maximum relief discharge of the RPZ device, based upon the manufacturer's relief valve discharge curve. Direct drain connections to sewers are prohibited.
11. The BFP device shall be installed facing forward, with adequate access to the test outlets.
12. If the BFP is greater than 5' from the water meter, all exposed piping must be marked: "feed line to backflow preventer, do not tap" at 5' intervals.
13. The BFP will cause a decrease in pressure. See manufacturer's flow curves for pressure losses.
14. Vertical and horizontal clearances shall conform with Standard Detail 13, "Interior Meter Setting."
15. This drawing is applicable to backflow devices up to and including 2" size only.



WESTCHESTER JOINT WATER WORKS

1625 MAMARONECK AVENUE

MAMARONECK, N.Y. 10543

STANDARD DETAIL - CROSS CONNECTION CONTROL

RPZ DEVICE - FLOOR DRAIN AVAILABLE

DATE 3/20/98

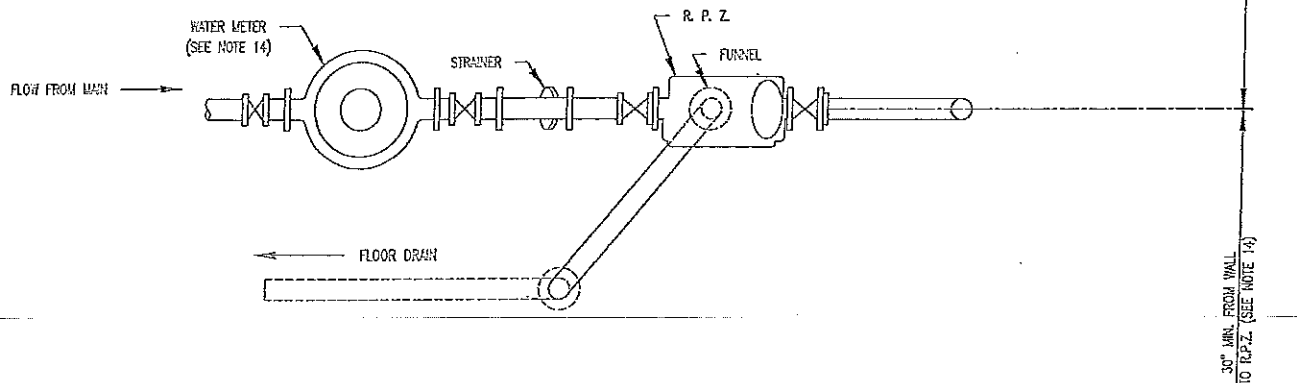
DRAWN BY *SR*

923.12

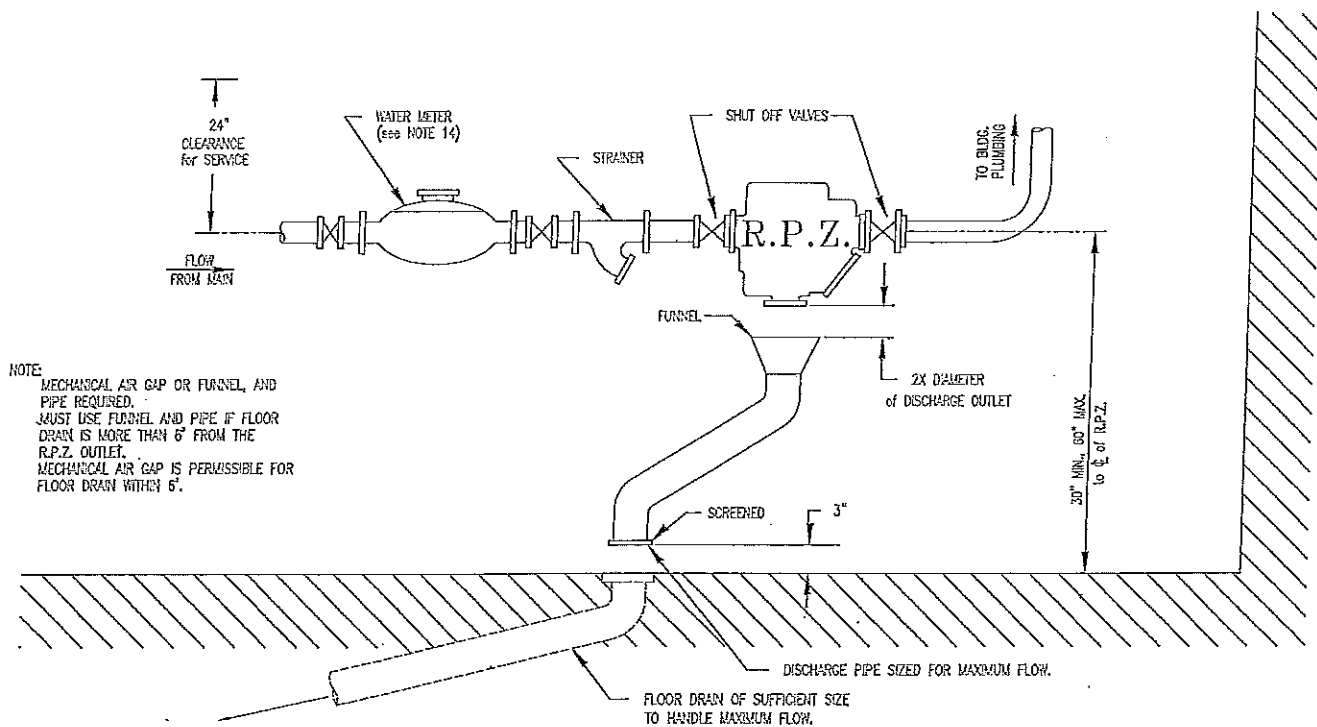
STD15.1

R.P.Z.

ANY ALTERATION OR REVISION OF THESE PLANS, UNLESS DONE BY OR UNDER THE DIRECTION OF THE NYS LICENSED AND REGISTERED ENGINEER THAT PREPARED THEM IS A VIOLATION OF THE NYS EDUCATION LAW.



PLAN



NOTE:
MECHANICAL AIR GAP OR FUNNEL, AND PIPE REQUIRED.
MUST USE FUNNEL AND PIPE IF FLOOR DRAIN IS MORE THAN 6" FROM THE R.P.Z. OUTLET.
MECHANICAL AIR GAP IS PERMISSIBLE FOR FLOOR DRAIN WITHIN 6".

ELEVATION

STD 15.1

NO.	DATE	REVISION